



## Overview of main tools

# Webinar Aims

- Learn what are main apps for education
- See some example of where to use the apps
- Share our experiences

# Can use the apps as



# How Many G Suite Users?

Jan 2017

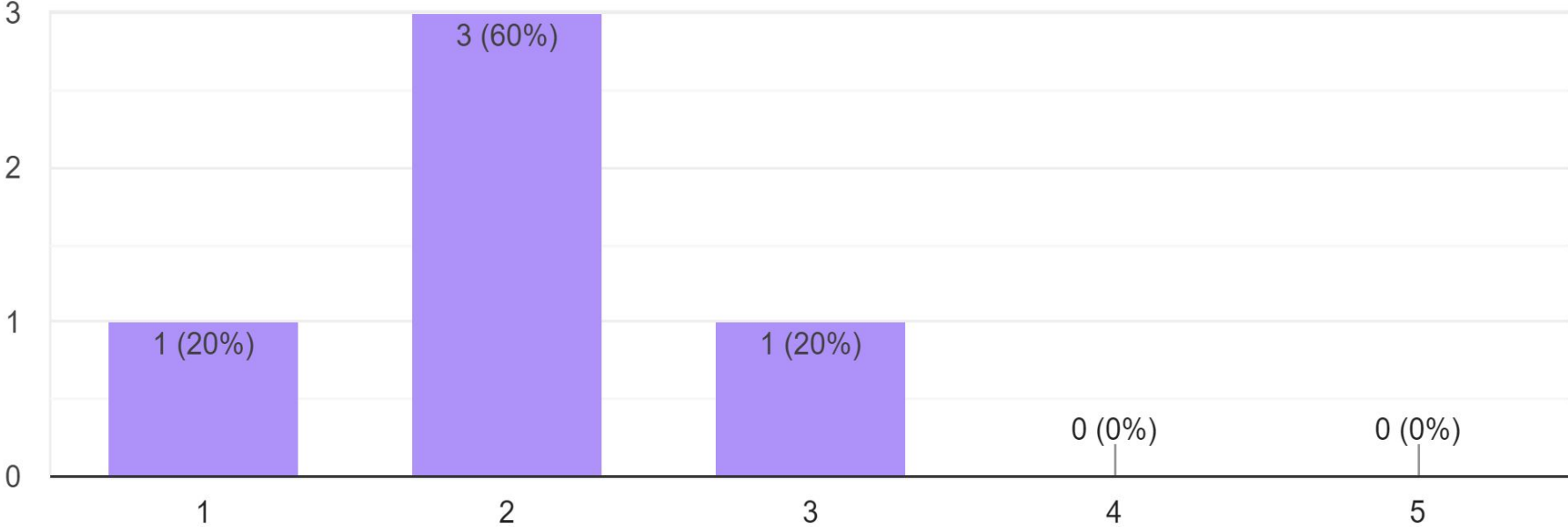
**70 Million**

# How Many Other Users?

????

# Overall, this is how much I use Google Apps for Education

5 responses

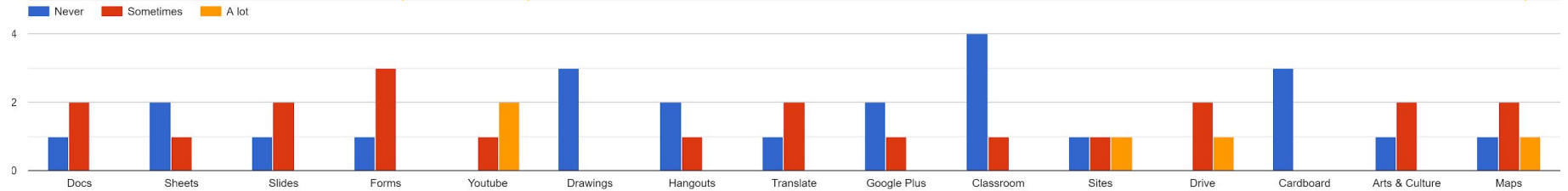


**Never**

**A lot**

# What Apps?

Which of the following Google Apps do you use in your teaching?



# What Apps?



**Connect to people**



# What Apps?

**Docs**

**Sheets**

**Translate**

**Drawings**



**Slides**

**Forms**

**Youtube**

# What Apps?

**Calendar**

**Drive**

**ORGANISE**

**Sites**

**Youtube**

**Keep**

**Classrooms**

# What Apps?

**Google**



**Youtube**

**Forms**

# What Apps?

Forms

Hangouts

Mail

Duo



**G+**  
For now

**Blogger**

# What Apps?

That's **19** so far

**Any others we left out?**

# Why Use Google Apps in School?

**Work smarter share with others**

# Why Use Google Apps in School?

Lets list them [here](#)

Positives:



# Why Use Google Apps in School?

Positives:

- (No) low cost
- 1 account for all
- Reachable, easy to use,
- Lots of choices
- Encourages **sharing**

# Why Not Use Google Apps in School?

## Lets list them

Possible negatives:

Depends on good network connection

All work is online, so can be problem if no access to internet

Costs (some) money, for some apps

What is pupil doesn't have computer or internet

More functions with Microsoft apps

Companies mostly use Microsoft apps, eg Office










Lack of focus in class - needs the teacher to be in charge

# The GAFE train



@sylviaaduckworth

## STATIONS

- 1 First stop: Google Drive**  
 Get on board if you want a place to store all of your digital files and access them from any device in the world.
- 2 Second stop: Google Docs**  
 Get on board if you want to collaborate on document creation and editing, then share with the world.
- 3 Third stop: Google Slides**  
 Get on board if you want to create great slideshows that you can collaborate on and share.
- 4 Fourth stop: Google Forms**  
 Get on board if you want to collect data, assess & monitor student progress.
- 5 Fifth stop: Google Sheets**  
 Get on board if you want to manipulate data and keep track of it.
- 6 Sixth stop: Google Drawings**  
 Get on board if you want to create great visuals for your projects.
- 7 Seventh stop: Google Hangouts**  
 Get on board if you want to bring the world into your class.
- 8 Eighth stop: Google Plus**  
 Get on board if you want to connect with other educators around the world.
- 9 Ninth stop: Google Chrome**  
 Get on board if you want to add functionality to your browser with apps and extensions.



**This is a trip you don't want to miss!**

???

**Thank you**